

YLS/CMI 2.0™

Youth Level of Service / Case Management Inventory 2.0

By R. D. Hoge, Ph.D. & D. A. Andrews, Ph.D.

Comparative Report

Name: John Sample
ID Number: 123456
Gender: Male
Race/Ethnicity: White

Date of Comparative Report : July 03, 2013
Number of Assessments Included: 2

	Assessment 1	Assessment 2
Administration Date:	July 03, 2013	July 31, 2013
Age:	12	12
Professional Override:	No	No
Assessor's Name:	David Interviewer	David Interviewer
Normative Option:	US Community	US Community



Copyright © 2011, 2012, 2013 Multi-Health Systems Inc. All rights reserved.
YLS/CMI 2.0 test items and normative data © 2011 Multi-Health Systems Inc.
All rights reserved.
P.O. Box 950, North Tonawanda, NY 14120-0950
3770 Victoria Park Ave., Toronto, ON M2H 3M6

Introduction

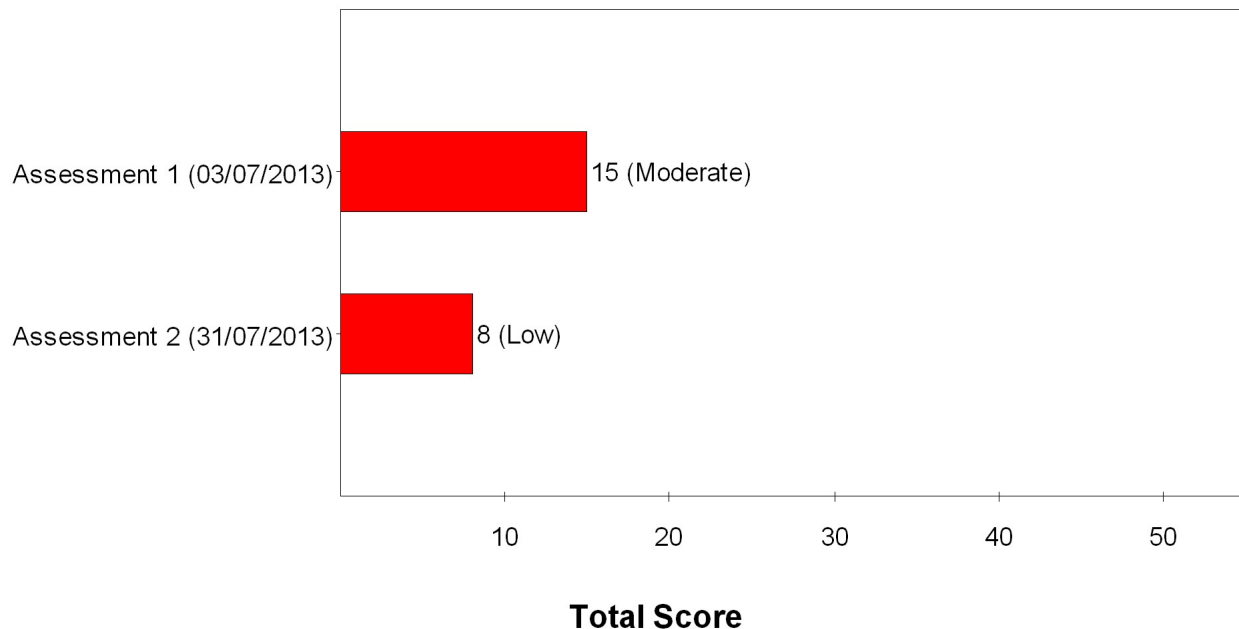
The Youth Level of Service/Case Management Inventory 2.0 (YLS/CMI 2.0) is a risk and needs assessment tool. This report summarizes the results of the YLS/CMI 2.0 assessment over time, and provides information pertinent to the assessment of the individual. The results of this inventory can be helpful in formulating a case management plan for the juvenile. See the YLS/CMI 2.0 User's Manual published by MHS for more information about this instrument and its results.

This computerized report is an interpretive aid and should not be given to clients or used as the sole basis for diagnostic decisions and case management plans. This report is most effective when combined with other sources of relevant information.

Scores represent the number of items overall or within an assessment area that apply to the youth being assessed.

Overall Assessment Based on YLS/CMI 2.0 Total Risk/Need Level

The graph below displays the YLS/CMI 2.0 Total Score and indicates the classification level associated with that score across assessments.



The following table shows the cut-off scores used to determine the Total Risk/Need Level for each assessment.

Assessment		Assessment 1	Assessment 2
Date		July 03, 2013	July 31, 2013
Normative Option		US Community	US Community
		Standard	Standard
Risk Level	Low	0 - 9	0 - 9
	Moderate	10 - 21	10 - 21
	High	22 - 31	22 - 31
	Very High	32 - 42	32 - 42

Basic Analysis

Based on the YLS/CMI 2.0 Total scores, there were changes in the risk/need levels across assessments.

Assessment 1 vs Assessment 2

The score for the second assessment was lower than for the first assessment.

Overall Total Risk/Need Level

Assessment 1: Moderate

Assessment 2: Low

Total Score Percentile Rankings

Assessment 1: 72.2%

Assessment 2: 41.8%

Contact Level

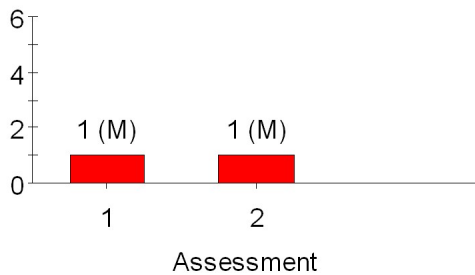
Assessment 1: Medium Supervision

Assessment 2: Minimum Supervision

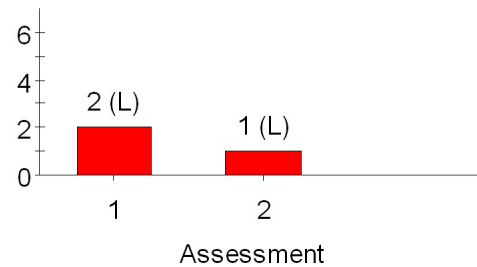
YLS/CMI 2.0 Subscale Scores

The following graphs display changes across assessments for each area. The cut-offs for each area are displayed on the following page. L = Low; M = Moderate; H = High.

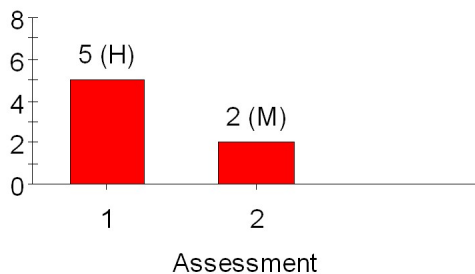
1. Offenses/Dispositions



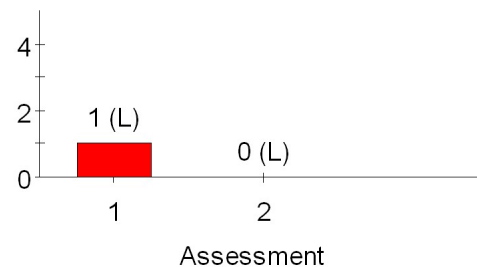
2. Family/Parenting



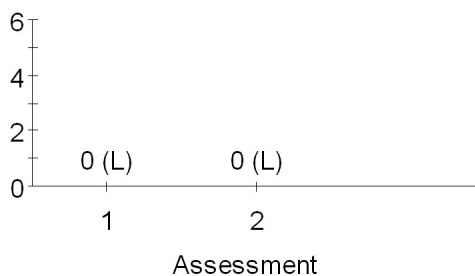
3. Education/Employment



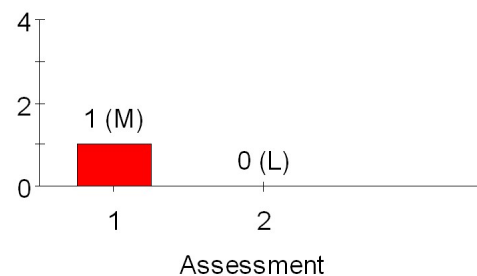
4. Peer Relations



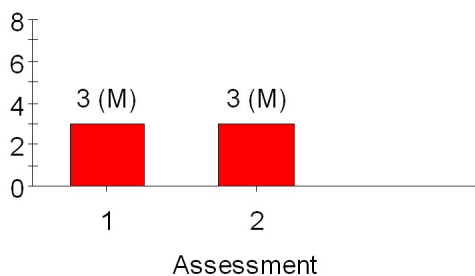
5. Substance Abuse



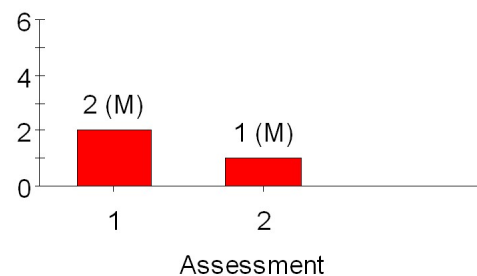
6. Leisure/Recreation



7. Personality/Behavior



8. Attitudes/Orientation



The following table shows the cut-off scores used to determine the subscale Risk/Need Levels for each assessment.

Assessment		Assessment 1	Assessment 2
Date		July 03, 2013	July 31, 2013
Normative Option		US Community	US Community
		Standard	Standard
1. Offenses/ Dispositions	Low	0	0
	Moderate	1 - 2	1 - 2
	High	3 - 5	3 - 5
2. Family/Parenting	Low	0 - 2	0 - 2
	Moderate	3 - 4	3 - 4
	High	5 - 6	5 - 6
3. Education/ Employment	Low	0	0
	Moderate	1 - 3	1 - 3
	High	4 - 7	4 - 7
4. Peer Relations	Low	0 - 1	0 - 1
	Moderate	2 - 3	2 - 3
	High	4	4
5. Substance Abuse	Low	0	0
	Moderate	1 - 2	1 - 2
	High	3 - 5	3 - 5
6. Leisure/ Recreation	Low	0	0
	Moderate	1	1
	High	2 - 3	2 - 3
7. Personality/ Behavior	Low	0	0
	Moderate	1 - 4	1 - 4
	High	5 - 7	5 - 7
8. Attitudes/ Orientation	Low	0	0
	Moderate	1 - 3	1 - 3
	High	4 - 5	4 - 5

Profile Comparison

The following table displays risk/need levels across assessments for each area.

Area of Assessment	Assessment 1 Jul 03, 2013		Assessment 2 Jul 31, 2013	
	Level	Strength	Level	Strength
1. Offenses/ Dispositions	Moderate	N/A	Moderate	N/A
2. Family/Parenting	Low		Low	
3. Education/ Employment	High		Moderate	
4. Peer Relations	Low		Low	
5. Substance Abuse	Low		Low	
6. Leisure/ Recreation	Moderate	✓	Low	✓
7. Personality/ Behavior	Moderate		Moderate	
8. Attitudes/ Orientation	Moderate		Moderate	

Note: Risk/need levels can range from Low to High. There is no Very High classification at the subscale level. N/A = not applicable.

Item Response Table

The following table indicates the items that were endorsed for each assessment.

ITEM	ASSESSMENT	
	1 Jul 03, 2013	2 Jul 31, 2013
1. Prior and Current Offenses/Dispositions		
a. Three or more prior convictions		
b. Two or more failures to comply		
c. Prior probation	✓	✓
d. Prior custody		
e. Three or more current convictions		
2. Family Circumstances/Parenting		
a. Inadequate supervision		
b. Difficulty in controlling behavior		
c. Inappropriate discipline		
d. Inconsistent parenting	✓	
e. Poor relations (father - youth)	✓	✓
f. Poor relations (mother - youth)		
3. Education/Employment		
a. Disruptive classroom behavior	✓	
b. Disruptive behavior on school property	✓	✓
c. Low achievement	✓	
d. Problems with peers	✓	
e. Problems with teachers	✓	✓
f. Truancy		
g. Unemployed/not seeking employment		

ITEM	ASSESSMENT	
	1 Jul 03, 2013	2 Jul 31, 2013
4. Peer Relations		
a. Some delinquent acquaintances		
b. Some delinquent friends		
c. No/few positive acquaintances		
d. No/few positive friends	✓	
5. Substance Abuse		
a. Occasional drug use		
b. Chronic drug use		
c. Chronic alcohol use		
d. Substance abuse interferes with life		
e. Substance use linked to offense(s)		
6. Leisure/Recreation		
a. Limited organized activities	✓	
b. Could make better use of time		
c. No personal interests		
7. Personality/Behavior		
a. Inflated self-esteem		
b. Physically aggressive	✓	✓
c. Tantrums		
d. Short attention span		
e. Poor frustration tolerance	✓	✓
f. Inadequate guilt feelings		
g. Verbally aggressive, impudent	✓	✓

ITEM	ASSESSMENT	
	1 Jul 03, 2013	2 Jul 31, 2013
8. Attitudes/Orientation		
a. Antisocial/procriminal attitudes		
b. Not seeking help		
c. Actively rejecting help		
d. Defies authority	✓	✓
e. Callous, little concern for others	✓	

Date Printed: Wednesday, July 03, 2013

End of Report (Assessment # 276214, 276246)